
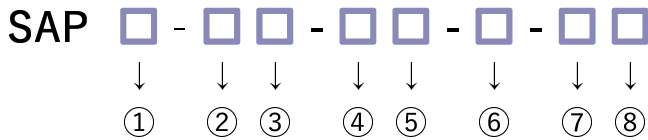


氣動閥 (Air-Operated Valves)

- 管接頭接續。
- 本體可選擇材質(PTFE/PVC/CPVC/PP)。
- 低粉塵清理(高面粗度加工、精密洗淨、平面構造)。
- MRM獨自的安全構造(高壓對策及熱循環對策)。



型番表示方法 (How to order)



型番選擇例子 (Model Number Selection example)

SAP2-15PV-UA1-5-1B

: NC, 16A, PVC Body, PVC Union, FKM O-ring, ON/OFF, Bottom mounting

| ① 動作方式 (Operation method) | |
|---------------------------|-------------------|
| 2 | NC (Normal Close) |
| 9 | NO (Normal Open) |

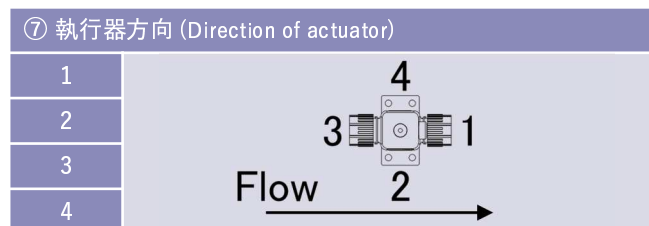
◎ : 標準在庫品 (Standard stock)
 ○ : 受注生産品 (Made to order)
 - : 無在庫 (Not stock)

| ② 閥門尺寸 (Valve size) | | 15 | 20 | 25 |
|------------------------|------|-----|-----|-----|
| | | 16A | 20A | 25A |
| ③ 本體材質 (Body material) | | | | |
| TF | PTFE | ○ | ○ | ○ |
| PV | PVC | ◎ | ◎ | ○ |
| CV | CPVC | ○ | ○ | ○ |
| PP | PP | ○ | ○ | ○ |

| ④ 管接頭材質 (Union material) | |
|--------------------------|------------|
| UA | PVC Union |
| UB | CPVC Union |

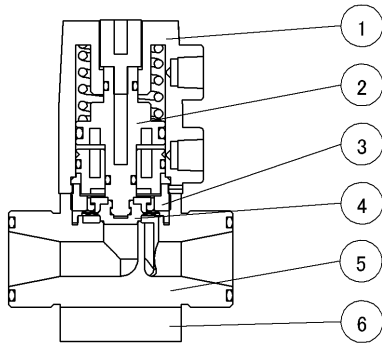
| ⑤ O-ring | |
|----------|-------------|
| 1 | FKM |
| 2 | EPDM |
| 5 | DAI-EL G902 |

| ⑥ 付加機能 (Additional function) | |
|------------------------------|--------------------------|
| 5 | ON/OFF |
| 6 | 流量調整機能 (Flow adjustment) |



| ⑧ 固定 (Mounting) | |
|-----------------|------------------------|
| (No sign) | 法蘭固定 (Flange mounting) |
| B | 底面固定 (Bottom mounting) |

内部構造 (Internal structure)



| 品番 (No) | 零件名 (Parts name) | 材質 (Material) |
|---------|-------------------|---------------|
| ① | 外殻 (Case) | PP |
| ② | 活塞 (Piston) | PP |
| ③ | 填料式旋塞閥 (Stuffing) | PP |
| ④ | 薄膜 (Diaphragm) | PTFE |
| ⑤ | 本體 (Body) | 可選擇 |
| ⑥ | 底座 (Base) | PP |

規格 (Specifications)

| | | | |
|--|--|-----------|-------------------|
| 使用流體 (Fluid) | 化学品・純水・氣體 (Chemical liquid, DIW, Gas) ※1 | | |
| 流體溫度 (Fluid temperature range) ※2 | PVC | : 10~40°C | |
| | PTFE/CPVC/PP | : 10~80°C | |
| 雰囲気溫度 (Atmospheric temperature) | 0~40°C | | |
| 接液部材質 (Materials of liquid flowed parts) | 本體 (Body) | : 可選擇 | |
| | 薄膜 (Diaphragm) | : PTFE | |
| 操作方式 (Operating system) | 單動 (Spring return actuation) | | |
| 操作壓力 (Pneumatic supply pressure) | 0.3~0.6MPa | | |
| 閥門尺寸 (Valve size) | 15 (16A) | 20 (20A) | 25 (25A) |
| 通氣孔 (Orifice) | Φ10 | Φ16 | Φ22 |
| 流體壓力 (Fluid pressure range) | | | |
| 0.3MPa規格 (0.3MPa specification) | IN→OUT | 0~0.3MPa | |
| | 背壓 (Back pressure) | 0~0.3MPa | 0~0.2MPa 0~0.1MPa |

| | | | | | | | | |
|-----|--------------------------------|--|------|--------------|-------------------|--------------|-------|-------|
| PFA | Flare Type Flowell 60series | Pillar Super 300 Pillar Super flare | PTFE | Tube Fitting | PTFE (HI-TEMP) | Tube Fitting | Other | Union |
|-----|--------------------------------|--|------|--------------|-------------------|--------------|-------|-------|

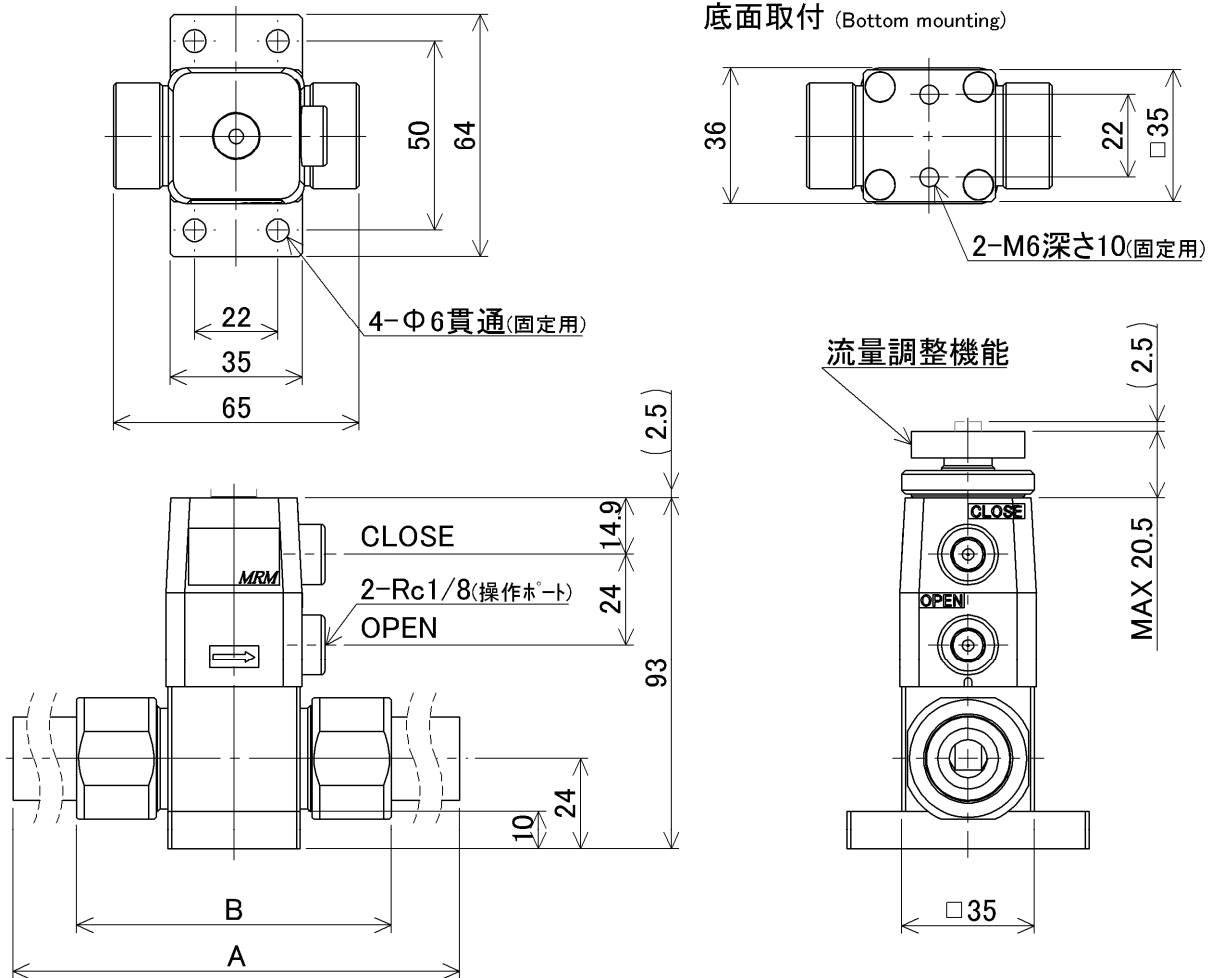
注記 (Note)

- ※1: 氣體の場合は、最大で1cm³/minの弁座漏れが発生する可能性があります。
- ※2: ポディ材質、管接頭材質の選定により異なります。

尺寸 (Dimensions)

▶ 16A

SAP □ - 15 □ - □ □ - □ - 1 □



| 管接头材質 (Union material) | A | B |
|---------------------------|---------|------|
| PVC Union | (233.2) | 83.2 |
| CPVC Union | 235 | 86 |

追加購入用配管零件表 (Piping parts list for additional purchase)

| 件套 (SET) ※1 | 管接头 (Union) | O-ring | | 螺母 (Nut) |
|------------------|---------------------------------|-------------|--------------|-----------------|
| | | | | |
| A016U001-1-1-SET | PVC Union <u>A016U001-1</u> | FKM | <u>P18</u> | <u>A016N001</u> |
| A016U001-1-2-SET | | EPDM | <u>P18-E</u> | |
| A016U001-1-5-SET | | DAI-EL G902 | <u>P18-D</u> | |
| A016U001-2-1-SET | CPVC Union <u>A016U001-2</u> | FKM | <u>P18</u> | |
| A016U001-2-2-SET | | EPDM | <u>P18-E</u> | |
| A016U001-2-5-SET | | DAI-EL G902 | <u>P18-D</u> | |

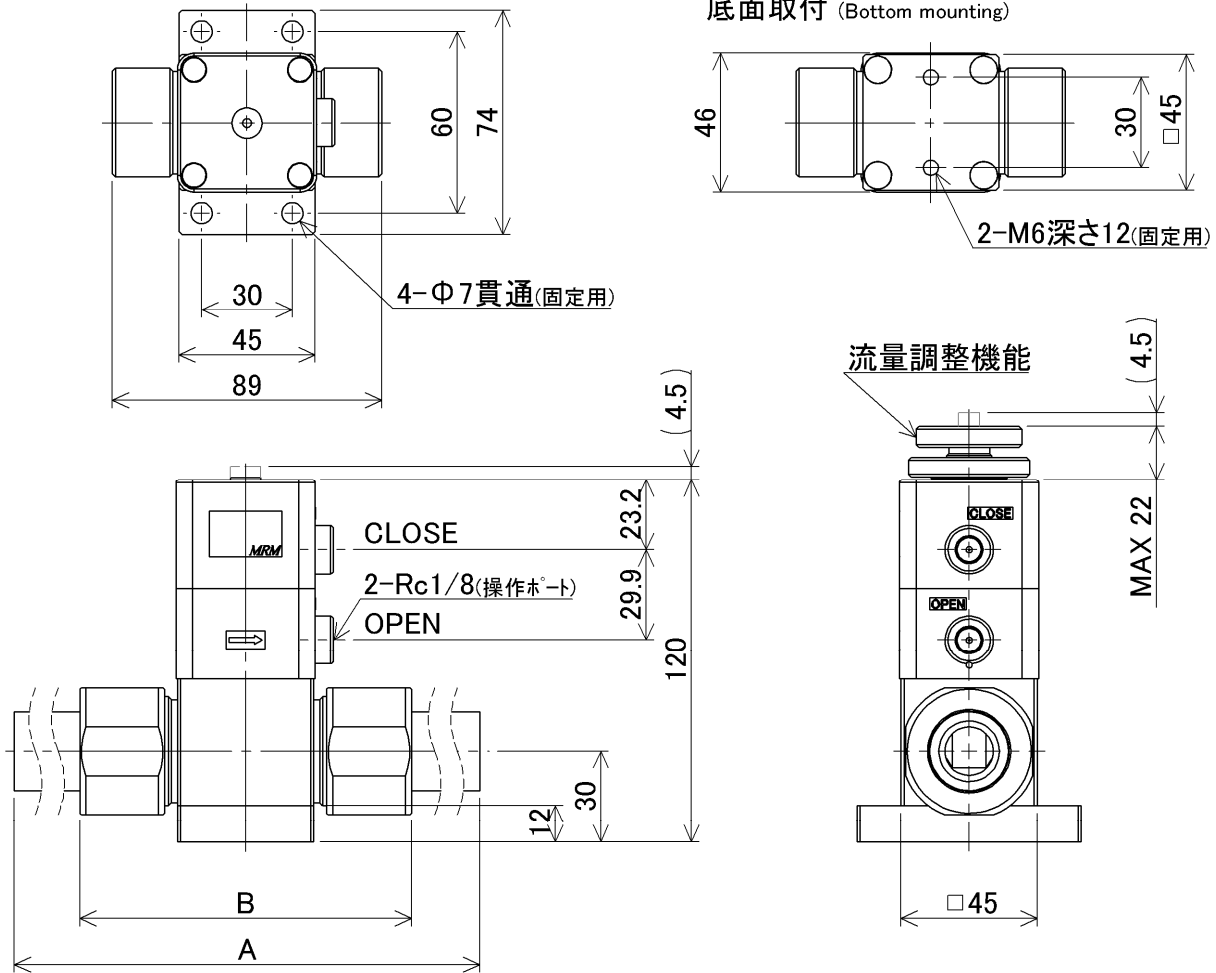
注記 (Note)

※1: 件套之中有管接头、O-ring、螺母各1個。

尺寸 (Dimensions)

▶ 20A

SAP □ - 20 □ - □ □ - □ - 1 □



| 管接頭材質 (Union material) | A | B |
|---------------------------|---------|-------|
| PVC Union | (267.6) | 109.6 |
| CPVC Union | 269 | 110 |

追加購入用配管零件表 (Piping parts list for additional purchase)

| 件套 (SET) ※1 | 管接頭 (Union) | O-ring | | 螺母 (Nut) |
|------------------|-------------|-------------|--------------|-----------------|
| | | | | |
| A020U001-1-1-SET | PVC Union | FKM | <u>P22</u> | <u>A020N001</u> |
| A020U001-1-2-SET | | EPDM | <u>P22-E</u> | |
| A020U001-1-5-SET | | DAI-EL G902 | <u>P22-D</u> | |
| A020U001-2-1-SET | CPVC Union | FKM | <u>P22</u> | |
| A020U001-2-2-SET | | EPDM | <u>P22-E</u> | |
| A020U001-2-5-SET | | DAI-EL G902 | <u>P22-D</u> | |

注記 (Note)

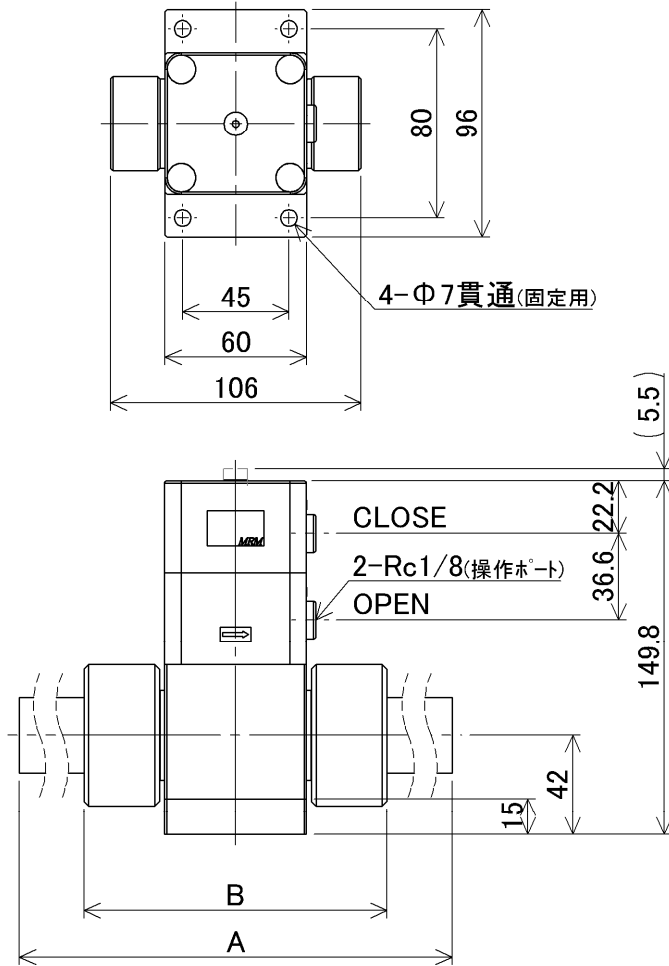
※1: 件套之中有管接頭、O-ring、螺母各1個。

| | | | | | | | | |
|-----|--------------------------------|--|------|--------------|-------------------|--------------|-------|-------|
| PFA | Flare Type Flowell 60series | Pillar Super 300 Pillar Super flare | PTFE | Tube Fitting | PTFE (HI-TEMP) | Tube Fitting | Other | Union |
|-----|--------------------------------|--|------|--------------|-------------------|--------------|-------|-------|

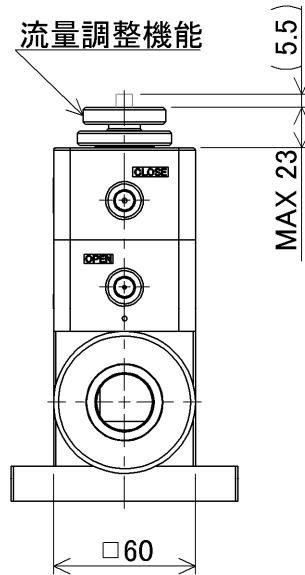
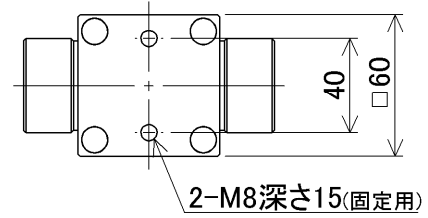
尺寸 (Dimensions)

▶ 25A

SAP □ - 25 □ - □ □ - □ - 1 □



底面取付 (Bottom mounting)



| 管接頭材質 (Union material) | A | B |
|---------------------------|---------|-------|
| PVC Union | (304.2) | 128.2 |
| CPVC Union | 296 | 129 |

追加購入用配管零件表 (Piping parts list for additional purchase)

| 件套 (SET) ※1 | 管接頭 (Union) | O-ring | | 螺母(Nut) |
|------------------|--------------------------|-------------|-------|----------|
| | | | | |
| A025U001-1-1-SET | PVC Union A025U001-1 | FKM | G30 | A025N001 |
| A025U001-1-2-SET | | EPDM | G30-E | |
| A025U001-1-5-SET | | DAI-EL G902 | G30-D | |
| A025U001-2-1-SET | CPVC Union A025U001-2 | FKM | G30 | |
| A025U001-2-2-SET | | EPDM | G30-E | |
| A025U001-2-5-SET | | DAI-EL G902 | G30-D | |

注記 (Note)

※1: 件套之中有管接頭、O-ring、螺母各1個。

SAP (ON/OFF, Flow adjustment)

| | | | | | | | | |
|-----|--------------------------------|--|------|--------------|-------------------|--------------|-------|-------|
| PFA | Flare Type Flowell 60series | Pillar Super 300 Pillar Super flare | PTFE | Tube Fitting | PTFE (HI-TEMP) | Tube Fitting | Other | Union |
|-----|--------------------------------|--|------|--------------|-------------------|--------------|-------|-------|